

## 1074 Forged Steel Globe Valve, Class-800 (Standard Bore) I.B.R.

### Salient Features

- Design Standard API 602 / BSEN ISO 15761 (BS 5352).
- Body and Bonnet are Phosphated, to ensure maximum resistance from rust.
- Bolted Bonnet, Outside Screw, Yoke Type, Rising Stem.
- Screwed Female Ends to BSPT / NPT / Socket Welded to ANSI B16.11.

#### Test Pressure :

Shell (Hydrostatic) : 207 bar (3000 psig)  
Seat & Back Seat(Hydrostatic) : 152 bar (2200 psig)  
Seat (Pneumatic) : 6.9 bar (100 psig)  
Maximum Working Temperature : 425°C

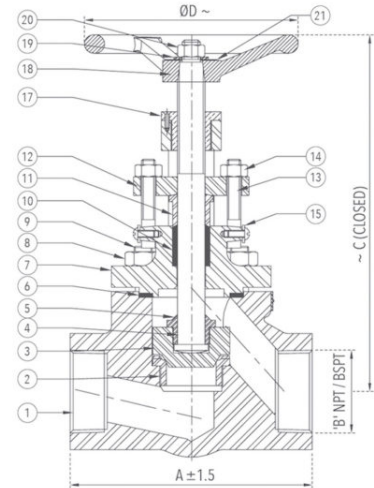
#### Suitable For

Steam, Water, Oil, Air, Gases



### Materials

P.No.	Name of Part	Material of Construction	Specification	Qty.
1	Body	Forged Carbon Steel	ASTM A 105	1
2	Body Seat Ring	Stainless Steel	ASTM A 276 Type 410 / ASTM A 182 Gr. F6a	1
3	Disc	Stainless Steel	ASTM A 276 Type 410	1
4	Stem	Stainless Steel	ASTM A 276 Type 410 / ASTM A 182 Gr. F6a	1
5	Check Nut	Stainless Steel	ASTM A 276 Type 410	1
6	Gasket	Spiral Wound S.S (Type 316) Graphite Filled	---	1
7	Bonnet	Forged Carbon Steel	ASTM A 105	1
8	Bonnet Nut	Alloy Steel	ASTM A 194 Gr. 2H	4
9	Stud	Alloy Steel	ASTM A 193 Gr. B7	4
10	Gland Packing	Non Asbestos Graphite With Corrosion Inhibitor	---	
11	Gland	Stainless Steel	ASTM A 276 Type 410	1
12	Gland Flange	Carbon Steel	---	1
13	Eye Bolt	Stainless Steel	ASTM A 276 Type 410 / ASTM A 182 Gr. F6a	2
14	Nut	Alloy Steel	ASTM A 194 Gr. 2H	2
15	Washer	Carbon Steel	---	2
16	Screw	Carbon Steel	---	2
17	Yoke Bush	Aluminium Bronze	BS EN 1982 AB - 1	1
18	Handwheel	Ductile Iron	ASTM A536 / IS 1865	1
19	Washer	Carbon Steel	---	1
20	Handwheel Nut	Carbon Steel	---	1
21	Identification Plate	Aluminium	---	1



### Sizes / Dimensions

Size (Inches)	Size (mm)	A ±1.5	B	C ~	ØD ~
1/2	15	85	1/2"	156	95
3/4	20	86	3/4"	156	95
1	25	101	1"	183	95
1 1/4	32	140	1 1/4"	250	155
1 1/2	40	140	1 1/2"	250	155
2	50	164	2"	250	155

~ ±10

## 1074A Forged Steel Globe Valve, Class-800 (Full Bore)

I.B.R.

### Salient Features

- Design Standard API 602 / BS EN ISO 15761 (BS 5352).
- Body and Bonnet are Phosphated, to ensure maximum resistance from rust.
- Bolted Bonnet, Outside Screw, Yoke Type, Rising Stem.
- Screwed Female Ends to BSPT / NPT / Socket Welded to ANSI B16.11.

Test Pressure :

Shell (Hydrostatic) : 207 bar (3000 psig)

Seat & Back Seat(Hydrostatic) : 152 bar (2200 psig)

Seat (Pneumatic) : 6.9 bar (100 psig)

Maximum Working Temperature : 425°C

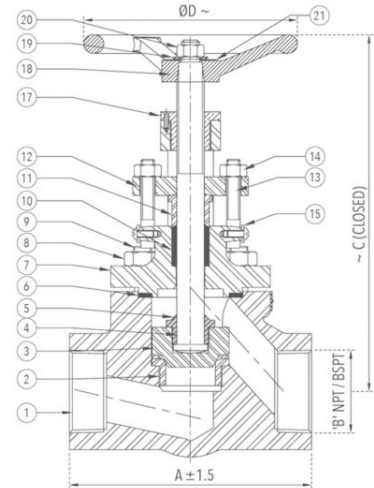
### Suitable For

Steam, Water, Oil, Air, Gases



### Materials

P.No.	Name of Part	Material of Construction	Specification	Qty.
1	Body	Forged Carbon Steel	ASTM A 105	1
2	Body Seat Ring	Stainless Steel	ASTM A 276 Type 410 / ASTM A 182 Gr. F6a	1
3	Disc	Stainless Steel	ASTM A 276 Type 410	1
4	Stem	Stainless Steel	ASTM A 276 Type 410 / ASTM A 182 Gr. F6a	1
5	Check Nut	Stainless Steel	ASTM A 276 Type 410	1
6	Gasket	Spiral Wound S.S (Type 316) Graphite Filled	---	1
7	Bonnet	Forged Carbon Steel	ASTM A 105	1
8	Bonnet Nut	Alloy Steel	ASTM A 194 Gr. 2H	4
9	Stud	Alloy Steel	ASTM A 193 Gr. B7	4
10	Gland Packing	Non Asbestos Graphite With Corrosion Inhibitor	---	
11	Gland	Stainless Steel	ASTM A 276 Type 410	1
12	Gland Flange	Carbon Steel	---	1
13	Eye Bolt	Stainless Steel	ASTM A 276 Type 410 / ASTM A 182 Gr. F6a	2
14	Nut	Alloy Steel	ASTM A 194 Gr. 2H	2
15	Washer	Carbon Steel	---	2
16	Screw	Carbon Steel	---	2
17	Yoke Bush	Aluminium Bronze	BS EN 1982 AB - 1	1
18	Handwheel	Ductile Iron	ASTM A536 / IS 1865	1
19	Washer	Carbon Steel	---	1
20	Handwheel Nut	Carbon Steel	---	1
21	Identification Plate	Aluminium	---	1



### Sizes / Dimensions

Size (Inches)	Size (mm)	A ± 1.5	B	C ~	ØD ~
3/8	10	85	3/8"	156	95
1/2	15	86	1/2"	156	95
3/4	20	101	3/4"	183	95
1	25	140	1"	250	155
1 1/4	32	140	1 1/4"	250	155
1 1/2	40	164	1 1/2"	250	155

~ ±10

## 1075 Forged Steel Gate Valve, Class-800 (Standard Bore) I.B.R.

### Salient Features

- Design Standard API 602 / BS EN ISO 15761 (BS 5352).
- Body and Bonnet are Phosphated, to ensure maximum resistance from rust.
- Bolted Bonnet, Outside Screw, Yoke Type, Rising Stem.
- Screwed Female Ends to BSPT / NPT / Socket Welded to ANSI B16.11.

Test Pressure :

Shell (Hydrostatic) : 207 bar (3000 psig)

Seat & Back Seat(Hydrostatic) : 152 bar (2200 psig)

Seat (Pneumatic) : 6.9 bar (100 psig)

Maximum Working Temperature : 425°C

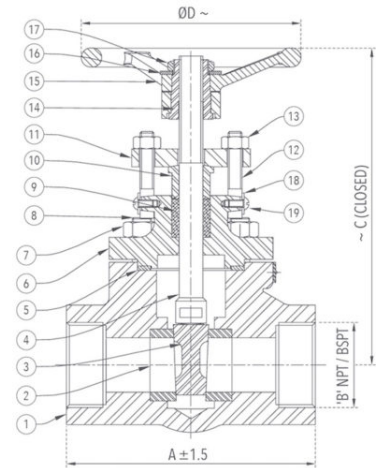
### Suitable For

Steam, Water, Oil



### Materials

P.No.	Name of Part	Material of Construction	Specification	Qty.
1	Body	Forged Carbon Steel	ASTM A 105	1
2	Body Seat Ring	Stainless Steel	ASTM A276 Type 410 / ASTM A 182 Gr. F6a	2
3	Wedge (Solid)	Stainless Steel	ASTM A217 Gr. CA 15	1
4	Stem	Stainless Steel	ASTM A276 Type 410 / ASTM A 182 Gr. F6a	1
5	Gasket	Spiral Wound S.S (Type 316) Graphite Filled	---	1
6	Bonnet	Forged Carbon Steel	ASTM A 105	1
7	Bonnet Nut	Alloy Steel	ASTM A 194 Gr. 2H	4
8	Stud	Alloy Steel	ASTM A 193 Gr. B7	4
9	Gland Packing	Non Asbestos Graphite With Corrosion Inhibitor	---	
10	Gland	Stainless Steel	ASTM A276 Type 410.	1
11	Gland Flange	Carbon Steel	---	1
12	Eye Bolt	Stainless Steel	ASTM A276 Type 410 / ASTM A 182 Gr. F6a	2
13	Nut	Alloy Steel	ASTM A194 Gr. 2H	2
14	Yoke Sleeve	Aluminium Bronze	BSEN 1982 AB - 1	1
15	Handwheel	Ductile Iron	ASTM A 536 / IS 1865	1
16	Identification Plate	Aluminium	---	1
17	Check Nut	Stainless Steel	ASTM A 276 Type 410	1
18	Washer	Carbon Steel	---	2
19	Screw	Carbon Steel	---	2



### Sizes / Dimensions

Size (Inches)	Size (mm)	A ±1.5	B	C ~	ØD ~
1/2	15	85	1/2"	143	85
3/4	20	86	3/4"	146	85
1	25	101	1"	162	95
1 1/4	32	140	1 1/4"	226	155
1 1/2	40	140	1 1/2"	226	155
2	50	164	2"	230	155

~ ±10

## 1075A Forged Steel Gate Valve, Class-800 (Full Bore) I.B.R

### Salient Features

- Design Standard API 602 / BS EN ISO 15761 (BS 5352).
- Body and Bonnet are Phosphated, to ensure maximum resistance from rust.
- Bolted Bonnet, Outside Screw, Yoke Type, Rising Stem.
- Screwed Female Ends to BSPT / NPT / Socket Welded to ANSI B16.11.

Test Pressure :

Shell (Hydrostatic) : 207 bar (3000 psig)

Seat & Back Seat(Hydrostatic) : 152 bar (2200 psig)

Seat (Pneumatic) : 6.9 bar (100 psig)

Maximum Working Temperature : 425°C

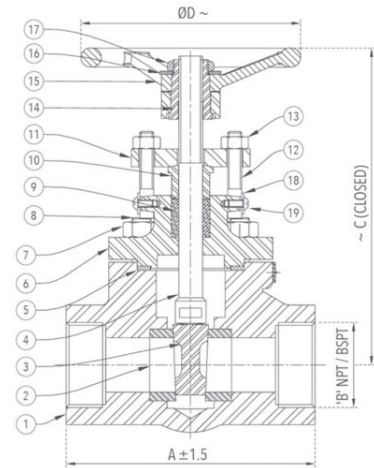
### Suitable For

Steam, Water, Oil



### Materials

P.No.	Name of Part	Material of Construction	Specification	Qty.
1	Body	Forged Carbon Steel	ASTM A 105	1
2	Body Seat Ring	Stainless Steel	ASTM A276 Type 410 / ASTM A 182 Gr. F6a	2
3	Wedge (Solid)	Stainless Steel	ASTM A217 Gr. CA 15	1
4	Stem	Stainless Steel	ASTM A276 Type 410 / ASTM A 182 Gr. F6a	1
5	Gasket	Spiral Wound S.S. (Type 316) Graphite Filled	---	1
6	Bonnet	Forged Carbon Steel	ASTM A 105	1
7	Bonnet Nut	Alloy Steel	ASTM A 194 Gr. 2H	4
8	Stud	Alloy Steel	ASTM A 193 Gr. B7	4
9	Gland Packing	Non Asbestos Graphite With Corrosion Inhibitor	---	
10	Gland	Stainless Steel	ASTM A276 Type 410.	1
11	Gland Flange	Carbon Steel	---	1
12	Eye Bolt	Stainless Steel	ASTM A276 Type 410 / ASTM A 182 Gr. F6a	2
13	Nut	Alloy Steel	ASTM A194 Gr. 2H	2
14	Yoke Sleeve	Aluminium Bronze	BSEN 1982 AB - 1	1
15	Handwheel	Ductile Iron	ASTM A 536 / IS 1865	1
16	Identification Plate	Aluminium	---	1
17	Check Nut	Stainless Steel	ASTM A 276 Type 410	1
18	Washer	Carbon Steel	---	2
19	Screw	Carbon Steel	---	2



### Sizes / Dimensions

Size (Inches)	Size (mm)	A ±1.5	B	C ~	ØD ~
3/8	10	85	3/8"	143	85
1/2	15	86	1/2"	146	85
3/4	20	101	3/4"	162	95
1	25	140	1"	226	155
1 1/4	32	140	1 1/4"	226	155
1 1/2	40	164	1 1/2"	230	155

~ ±10

## 1076 Forged Steel Horizontal Lift Check Valve, Class-800 (Standard Bore) I.B.R

### Salient Features

- Design Standard API 602/BS EN ISO 15761 (BS 5352).
- Body and Cover are Phosphated, to ensure maximum protection from rust.
- Bolted Cover.
- Screwed Female Ends to BSPT / NPT / Socket Welded to ANSI B16.11.

Test Pressure (Hydrostatic) :  
Shell : 207 bar (3000 psig)  
Seat : 152 bar (2200 psig)  
Maximum Working Temperature : 425°C

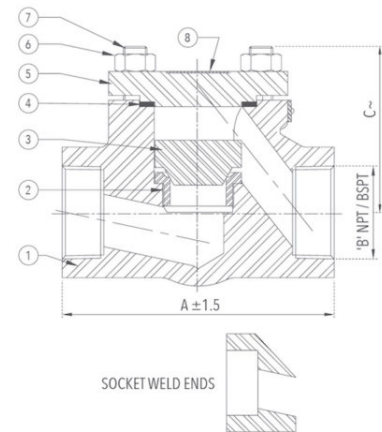
### Suitable For

Steam, Water, Oil



### Materials

P.No.	Name of Part	Material of Construction	Specification	Qty.
1	Body	Forged Carbon Steel	ASTM A 105	1
2	Body Seat Ring	Stainless Steel	ASTM A 276 Type 410 / ASTM A182 Gr. F6a	1
3	Disc	Stainless Steel	ASTM A 276 Type 410	1
4	Gasket	Spiral Wound (Type 316) Graphite Filled	---	1
5	Cover	Forged Carbon Steel	ASTM A 105	1
6	Stud	Alloy Steel	ASTM A 193 Gr. B7	4
7	Nut	Alloy Steel	ASTM A 194 Gr. 2H	4
8	Identification Plate	Aluminium	---	1



### Sizes / Dimensions

Size (Inches)	Size (mm)	A ±1.5	B	C ~
1/2	15	85	1/2"	61
3/4	20	86	3/4"	61
1	25	101	1"	76
1 1/4	32	140	1 1/4"	105
1 1/2	40	140	1 1/2"	105
2	50	164	2"	105

~ ±10

## 1076A Forged Steel Horizontal Lift Check Valve, Class-800 (Full Bore)

I.B.R

### Salient Features

- Design Standard API 602 / BS EN ISO 15761 (BS 5352).
- Body and Cover are Phosphated, to ensure maximum protection from rust.
- Bolted Cover.
- Screwed Female Ends to BSPT / NPT / Socket Welded to ANSI B16.11.

Test Pressure (Hydrostatic) :  
Shell : 207 bar (3000 psig)  
Seat : 152 bar (2200 psig)  
Maximum Working Temperature : 425°C

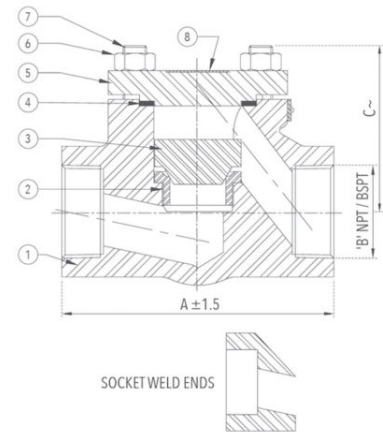
### Suitable For

Steam, Water, Oil



### Materials

P.No.	Name of Part	Material of Construction	Specification	Qty.
1	Body	Forged Carbon Steel	ASTM A 105	1
2	Body Seat Ring	Stainless Steel	ASTM A 276 Type 410 / ASTM A182 Gr. F6a	1
3	Disc	Stainless Steel	ASTM A 276 Type 410	1
4	Gasket	Spiral Wound (Type 316) Graphite Filled	---	1
5	Cover	Forged Carbon Steel	ASTM A 105	1
6	Stud	Alloy Steel	ASTM A 193 Gr. B7	4
7	Nut	Alloy Steel	ASTM A 194 Gr. 2H	4
8	Identification Plate	Aluminium	---	1



### Sizes / Dimensions

Size (Inches)	Size (mm)	A ±1.5	B	C ~
3/8	10	85	3/8"	61
1/2	15	86	1/2"	61
3/4	20	101	3/4"	76
1	25	140	1"	105
1 1/4	32	140	1 1/4"	105
1 1/2	40	164	1 1/2"	105

~ ±10